

Homework for This Week:

Math Online Homework: [www.tenmarks.com](http://www.tenmarks.com)

Monday: no school - no math homework due

Tuesday due 9/5: 1 lesson on [tenmarks.com](http://tenmarks.com) Addition and Subtraction (Mixed Practice)

Wednesday due 9/6: 1 lesson on [tenmarks.com](http://tenmarks.com) Adding in Equations

Thursday due 9/7: 1 lesson on [tenmarks.com](http://tenmarks.com) Subtraction

Reading Online Homework: [www.mobymax.com](http://www.mobymax.com)

Monday: no school - no math homework due

Tuesday due 9/5: 1 lesson on [mobymax.com](http://mobymax.com) - READING SKILLS LITERATURE

Wednesday due 9/6: 1 lesson on [mobymax.com](http://mobymax.com) - READING SKILL INFORMATIONAL

Thursday due 9/7: 1 lesson on [mobymax.com](http://mobymax.com) - READING STORIES


Name \_\_\_\_\_

# Spelling

Long a: Pretest

Name List 1

**Fold back the paper along the dotted line. Write the words in the blanks as they are read aloud. When you finish the test, unfold the paper. Use the list at the right to correct any spelling mistakes.**



- |                                  |              |
|----------------------------------|--------------|
| 1. _____                         | 1. pale      |
| 2. _____                         | 2. face      |
| 3. _____                         | 3. crate     |
| 4. _____                         | 4. clay      |
| 5. _____                         | 5. stray     |
| 6. _____                         | 6. cane      |
| 7. _____                         | 7. slate     |
| 8. _____                         | 8. today     |
| 9. _____                         | 9. bail      |
| 10. _____                        | 10. rail     |
| 11. _____                        | 11. break    |
| 12. _____                        | 12. ache     |
| 13. _____                        | 13. drain    |
| 14. _____                        | 14. faint    |
| 15. _____                        | 15. flame    |
| 16. _____                        | 16. claim    |
| 17. _____                        | 17. steak    |
| 18. _____                        | 18. neigh    |
| 19. _____                        | 19. mane     |
| 20. _____                        | 20. graze    |
| <b>Review Words</b> 21. _____    | 21. grim     |
| 22. _____                        | 22. plum     |
| 23. _____                        | 23. cash     |
| <b>Challenge Words</b> 24. _____ | 24. neighbor |
| 25. _____                        | 25. railway  |



\* optional instead of online - moby max

DUE on Tuesday

**RI.3.1 • READ • REFLECT • REPEAT •**  
#2 Lexile Level - 710

NAME:

## A Very Talented Lizard

A

A lizard called a Basilisk lizard lives in the rainforests of South America. This is a great place for them to live because there is a lot of tasty food. Basilisk lizards consume plants, insects, snakes, and birds for food. But they have to watch out because other animals will eat them too!

B

Basilisk lizards are very talented. This means that they can do things that help them stay safe and live longer. For example, they are good at climbing trees. They can climb trees to get away from other animals. Some animals want to eat them! Basilisk lizards have green skin so they can hide behind leaves. This helps keep them safe and secure from birds that want to gobble them up.

C

Another neat trick of the Basilisk lizards is that they can run across water! If a Basilisk lizard is scared, it will stand up on its back legs and run. They can stay on top of the water because they move so fast and they have special feet. Also, they have skin between their toes called webbing. This webbing helps them stay floating on top of the water because their toes are stuck together like a flipper! Sometimes they can run up to 15 feet across the water. This helps them stay alive!

D

A Basilisk lizard is a great swimmer. It can also get away from danger by swimming under water. These lizards can hold their breath for up to 30 minutes. This means they can stay under water until the danger is gone. But they need to be careful because if a fish finds them, then it might eat them as a tasty treat!

Due on Wednesday

Name \_\_\_\_\_

Week #2

Rewrite the story title with the correct capital letters.

1. "a night in the desert" \_\_\_\_\_

Write **a** if the word begins with a consonant sound. Write **an** if the word begins with a vowel sound.

2. \_\_\_\_\_ daisy \_\_\_\_\_ iris

Write the missing commas in the sentence.

3. Fleas flies and fish are fantastic frog food.

Read the plural nouns. Write the matching singular nouns.

4. mice \_\_\_\_\_ octopi \_\_\_\_\_

Rewrite the story title with the correct capital letters.

1. "watch out!" \_\_\_\_\_

Write **a** if the word begins with a consonant sound. Write **an** if the word begins with a vowel sound.

2. \_\_\_\_\_ zinnia \_\_\_\_\_ forget-me-not

Write the missing commas in the sentence.

3. Pilar picks petunias peonies and pansies.

Read the plural nouns. Write the matching singular nouns.

4. men \_\_\_\_\_ fungi \_\_\_\_\_

Rewrite the story title with the correct capital letters.

1. "rudy's rowdy robots" \_\_\_\_\_

Write **a** if the word begins with a consonant sound. Write **an** if the word begins with a vowel sound.

2. \_\_\_\_\_ lilac \_\_\_\_\_ Indian paintbrush

Write the missing commas in the sentence.

3. Does Ivan live in Illinois Idaho or Iowa?

Read the plural nouns. Write the matching singular nouns.

4. children \_\_\_\_\_ tomatoes \_\_\_\_\_

Rewrite the story title with the correct capital letters.

1. "i am not a penguin" \_\_\_\_\_

Write **a** if the word begins with a consonant sound. Write **an** if the word begins with a vowel sound.

2. \_\_\_\_\_ orange blossom \_\_\_\_\_ apple blossom

Write the missing commas in the sentence.

3. Joanna jumps jogs and juggles.

Read the plural nouns. Write the matching singular nouns.

4. wolves \_\_\_\_\_ heroes \_\_\_\_\_

Due on Thursday

## Wild Grape Jelly

Story By: Andrew Frinkle

April was walking the dog one day when she noticed some vines hanging along the street. They had dark little fruit hanging from them that looked a lot like grapes, only smaller. It got her curious, so she took a leaf home to check it out. She searched around on the Internet and found some books, and she found out that they were wild grapes.


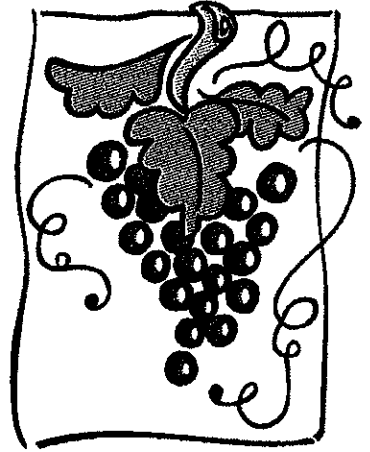
The next day when she was walking the dog, she tried a few of them. Just to make sure, she only had a couple, and then she waited to make sure she didn't get sick. They were very tart, not at all like the grapes you buy at the store. They were almost more like blueberries or blackberries. They had good flavor, though, and she didn't get sick.

April had an idea. She would collect as many as she could, and then make something out of them. It was hard, sweaty work with a bucket tied to her waist. She picked a huge pot full of them and took them home. Then, she rinsed them off and plucked off the stems. She was left with a giant pot full of glistening little grapes.

She decided to start by making juice. She mashed them in the pot with a spoon and a potato masher, warming them on the stove. The juice heated up, killing the germs. The juice bubbled and then cooled. She tried a sip. Wow! That was good, but so tart. She added some sugar to balance it out. That was way better than store-bought juice!

She left some as juice, a small pitcher of it, but it seemed like a waste of fruit. She'd strained out seeds and skins, but there was still a lot left. She got out her mixer, ground up the skins with the juice, and then strained it once more. Now she had a thick sauce, which she added pectin to. Pectin is used to make jams and jellies. This thickened it up enough that it was like blueberry syrup for pancakes, except it was wild grape syrup!

The final leftovers, she strained and pressed one more time. She added even more pectin to thicken it up further. Now she had a few jars of jam. She'd made three different things from free grapes. All it had cost her was time, some sugar, some pectin, and a little electricity!



## Casey's Super Bowl Party

Story By: Andrew Frinkle



Casey's family was having a Super Bowl Party. The whole family loved to watch football together on weekends. Sometimes they watched college, but they also liked the pros. It was nice to watch the championship game. Casey even got to stay up late that night!

Casey's favorite team actually made it to the Super Bowl this year, which rarely happened. Usually it was two other teams, and she had to choose which one to cheer for. This year would be special. They were going to win for sure! And, on the off chance they didn't, there was still a lot of great food and the company of family, relatives, and friends.

Casey's mom had made barbeque meatballs in the crock pot. Dad spent most of the morning smoking some ribs for everyone to eat. Uncle Jack had brought a spicy cheese dip and three kinds of chips. Aunt Rev brought some delicious cakes and desserts. Dad's friend from work, Ryan, brought a bunch of mini sandwiches and chicken wings. Wow, all that with soda and juice? Casey was stuffed by game time but kept nibbling.


When the game started, everyone cheered. They groaned at the bad plays. They oohed and ahhhhed at the great plays and near misses. It was so much fun. People were shouting at the TV, so they had it turned up really loud.

Halftime was a fun show, with lots of live music and a fireworks display. That was the perfect time to get some of Aunt Rev's desserts. After that and some funny commercials, the game was back on.

As the game wound down, Casey's excitement grew. The seconds ticked off the clock. It was closer and closer to her team winning. Then, everyone went nuts. The game was over. Her team had just won the Super Bowl! They were champs!



Casey was so happy!. She really hoped they'd repeat next year, but she knew it'd be another great party either way.



# WEEKLY READING LOG

Student Name \_\_\_\_\_

©The Trend "E" Teacher

Date:	Book Title	# of Minutes	Answer the following questions in the spaces below. <u>ALL 4 questions must be completed by Friday.</u>
Monday			What is your purpose for reading this text? ( Hint: Think about the genre) <ul style="list-style-type: none"><li>• to inform, to persuade, to entertain</li></ul>
Tuesday			What can you understand (infer) about this text that the author <u>DID NOT</u> write? Support your answer with <u>examples from the text</u> (clues).
Wednesday			What is one question you had while reading this text?
Thursday			Write one connection you made to <u>your own life</u> , and tell what parts of the text helped you make this connection. ( TEXT to SELF Connection)
Total Reading Minutes			<u>Total minutes must equal 100.</u>

Parent Signature \_\_\_\_\_

\*Please record answers on back.