

Ms. Kesmodel's
Classroom
News
9/8/2017



This Week's Spelling:

beam tea chief squeak peep
weep sleek heal tease thief
deal please leak league reef
deed feet breathe speech
wheeze

Challenge: neigh, appeal

This is your child's weekly newsletter/homework packet. Please be sure to read this letter in its entirety and sign below!

- ✓ You can find your child's login information for any of the websites that we use at kesmodele.weebly.com under the forms and documents tab 😊
- ✓ Please remember to check your child's planner every day for important reminders and assignments.
- ✓ Remember to join PTO! They do such amazing things for our school and your support is much needed and appreciated!
- ✓ Please send in Box Tops and Labels for Education!
- ✓ This month we are focusing on **Responsibility** for our Commitment to Character here at Plato Seminole.

Focus for this week:

Reading: Reading Realistic Fiction

Math: Addition and Subtraction within 1,000.

Science: Plant Structures and Classification

Social Studies: Our Constitution

Homework for this week:

Reading/Math Packet

Math this week will be found on Pearson and the reading homework is on paper in the packet.

Please remember to read every night!
😊

Upcoming Events:

- No school Thursday 9/7 or 9/8-
More details to come

I have read this newsletter with my child. We have completed the homework, read 80 minutes this week, reviewed the spelling words, and studied for any tests. Please sign and return with your child's homework on Friday September 15th 2017.

Parent Signature: _____

Student: _____



Math Homework for Week 5-September 8th

Monday- Practice Buddy 9-1

Tuesday- Practice Buddy 9-2

Wednesday - Practice Buddy 9-3

Thursday - Practice Buddy 9-4

This is review from this past week's lessons 😊

Pearson logins can be found on
kesmodele.weebly.com and all passwords are
plato1234

Snowball

I glanced down the steep, snow-covered hill. My stomach lunged and I forgot why I wanted to do this. Had I known what was about to happen, I would've turned back.



My whole body was shaking as snow fluttered into my hair. All the layers of clothing my mom made me put on weren't keeping me warm. It had been a pain to put on the long underwear, heavy snow pants, then the two pairs of socks, the snow boots, coat, mittens, and hat. I'm from a part of Texas where it might snow once a year. Now that we were on a family vacation in Colorado, I stepped up to the inner tube and the adventure of a lifetime.

The snow fell harder now. My cheeks, which were the only part of my body not covered, stung from the cold. I shook the ice off of my hands and readied the inner tube. My mom waved at me to hurry. The line behind me was getting longer. I took a few gulps of air. My breath left my mouth like steam from a kettle. I shivered as the icy wind cut through me, and then I jumped on the inner tube.

As I went down the hill, trees passed by me faster and faster. The wind slapped my face and snow flew into my eyes. By the time I was halfway down the hill, everything was a blur. There was so much snow flying into my eyes. I brushed my eyes just in time to see something big and brown on the ground ahead. There was no time to steer away from the rock.

Bam! I flew from the tube and my body rolled like a **gigantic** snowball. I wasn't hurt, but I was a little shook up. Next time I'll pay better attention!

Monday Reading ?'s (due Tuesday)

Unit 1 • Comprehension Questions • Personal Narratives I

Name _____ Date _____

Use what you read in the passage to answer the questions.

1. What does the bold word **gigantic** mean in the story?

2. In what state does the story take place?

3. Do we know the name or gender of the storyteller?

4. In the first paragraph, why is the storyteller having a funny feeling in the stomach or belly?

5. Why were the storyteller's cheeks so cold?

6. Why can't the storyteller see the rock?

7. What does the storyteller mean in the last paragraph by the phrase "I was a little shook up"?

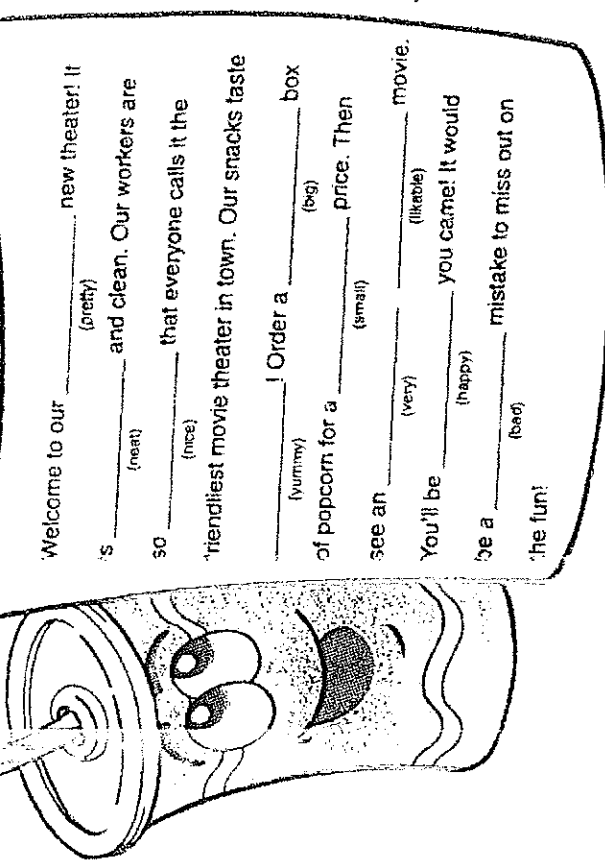
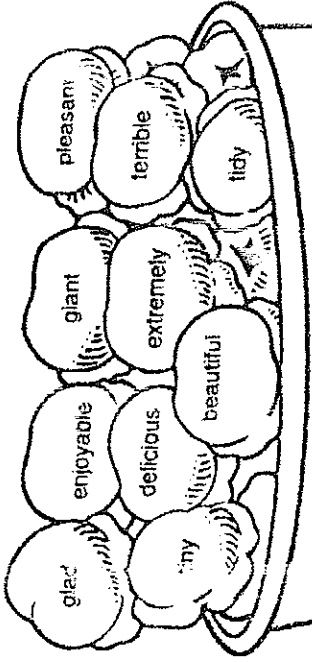
8. What lesson does the storyteller learn at the end?

Tuesday Reading (due Wed.)

Box Office Buddies

Name _____ Date _____



Write a synonym in each blank.
Color each piece of popcorn as you use the synonym.



©The Education Center, Inc. • Target Reading • Writing Success • TEC60876 • Key p. 131

Name _____ Date _____

Write each word's synonym in the word bank.
Write the correct number on the balloon.
The first one has been done for you.



©The Education Center, Inc. • Target Reading • Writing Success • TEC60876 • Key p. 131

Wednesday (due Thurs.)

RI.3.1 • READ • REFLECT • REPEAT •

#3

Lexile Level - 710

NAME:

Hot Air Balloon History



A

Have you ever seen a hot air balloon? They move slowly in the air. They are very colorful and very large. A basket hangs below the balloon and carries people in it.

B

Did you know that people were not the first passengers to ride in a hot air balloon? It was 230 years ago that the first balloon went into the air. A sheep, duck, and rooster were the only ones in the hot air balloon. It stayed in the air for 15 minutes before coming back down. Two months later it was time for the first person to take a ride. Imagine how scary it would be to be one of the first people to ride in that basket above the ground!

C

Have you ever wondered how a hot air balloon flies in the air? If you see one, listen for a *whooshing* noise. That is from by the pilot pulling on a rope and letting fire come out of a hose. This fire heats the air inside the balloon. When the hot air fills it, the balloon rises up from the ground. That is because hot air weighs less than cold air. It takes a lot of hot air to pick the balloon off the ground. That is why the balloons are so big!

D

Now hot air balloons are very popular. They are still flown by heating the air with fire. Hot air ballooning is so popular that there are festivals for it all around the world. These festivals show off the different styles and colors of balloons. Not all of the balloons have the same shape though. Some even look like famous cartoon animals! As long as there is a big, round, open piece of fabric that can be filled with hot air, a pilot can make a hot air balloon!


Wednesday (due Thurs.)

RI.3.1 #3 **RESPOND** Hot Air Balloon History NAME: _____


RI.3.1

1. Write three questions where the answer could be found in the text. Then find the answer to your question and color it.


1. _____

Color the answer to your question 

2. _____

Color the answer to your question 

3. _____

Color the answer to your question 

2. How does a hot air balloon move up from the ground into the air?

Complete Sentences	Cite the Evidence	Restate the Question
--------------------	-------------------	----------------------

RI.3.10

3. Write one WORD to summarize the following paragraphs:

B _____ C _____

4. Underline three important words in the text.

5. Summarize the history of hot air balloon.

Complete Sentences	Cite the Evidence	Restate the Question
--------------------	-------------------	----------------------

Wednesday (due Thurs.)

RI.3.1
#3

RESPOND
Hot Air Balloon History

NAME: _____

RI.3.2


6. Write one WORD that describes the main idea of the text: _____

7. What are three key details in the text that support the main idea?

1. _____

2. _____

3. _____

8.  Color in a key detail that supports the main idea of the text. Explain in your own words how this detail supports the main idea.

RI.3.4

9. Find the underlined word, passengers in the text. Use the context clues to explain what this word means. Circle the words in the text that are a clue to the meaning of the word.

10. Find the underlined word, rises in the text. Use the context clues to explain what this word means. Circle the words in the text that are a clue to the meaning of the word.


RI.3.8

11. Read Paragraph C.
This paragraph has a cause and effect relationship.

Color the CAUSE 

Color the EFFECT 

Describe the connection between hot air and a hot air balloon rising from the ground.



WEEKLY READING LOG

Student Name _____

©The Trend "E" Teacher

Date:	Book Title	# of Minutes	Answer the following questions in the spaces below. <u>All 4 questions must be completed by Friday.</u>
Monday			What is your purpose for reading this text? (Hint: Think about the genre) <ul style="list-style-type: none">• to inform, to persuade, to entertain
Tuesday			What can you understand (infer) about this text that the author <u>DID NOT</u> write? Support your answer with <u>examples</u> from the text (clues).
Wednesday			What is one question you had while reading this text?
Thursday			Write one connection you made to <u>your own life</u> , and tell what parts of the text helped you make this connection. (TEXT to SELF Connection)
Total Reading Minutes			<u>Total minutes must equal 100.</u>

Parent Signature _____

*Please record answers on back.